

PEOPLE TARGETED

9.8 M

PEOPLE REACHED

4.8 M *

(49%)

WOREDAS TARGETED

794

WOREDAS REACHED

404

USD REQUIRED

303.5 M

USD RECEIVED

75.4 M **

(25%)

* Excludes people receiving health messages

** Source: <https://fts.unocha.org/plans/1128/summary>

55 HEALTH CLUSTER PARTNERS

1 M MEDICAL KITS DELIVERED

1.9 M USD SPENT ON MEDICAL KITS

Highlights

- Estimated 4M people in Tigray, Afar, Amhara, and parts of the Oromia, Southern and Southwest regions affected by **drought**: health partners stepping up Mobile Health and Nutrition Teams with support from donors
- Insecurity impeding last-mile delivery of supplies in **Amhara** and **Benishangul Gumuz** with many health facilities reporting chronic shortages of medicines, including the Assosa General Hospital, suspending referrals of serious cases, including for refugees.
- 2.1M children aged 6 months to 10 years vaccinated against **measles** between 29 December 2023 and 7 January 2024, combating an increasing number of woredas affected by measles outbreaks.
- Over 4.1M **malaria** cases reported in 2023, with over 320k new cases reported since 1 January 2024. Health partners increasing resource mobilization for strengthening of malaria interventions.
- New surge in **cholera** cases in Somali. Still 11 woredas reporting active cholera cases in Somali, Oromia, and Dire Dawe, with new cholera cases reported from 5 woredas that had previously successfully controlled the outbreak.
- **2024 Humanitarian Response Plan** still pending approval by Ethiopian government

Health cluster action

Conflict

In **Amhara**, internet is still cut off, with epidemiological data shared by sms. Looting and damage of health facilities, and sexual and gender-based violence (SGBV) in conflict-affected areas, including against health workers are consistently being reported.

With support from the Logistics Cluster, the health cluster is coordinating transport of basic medical supplies to different locations in Amhara and **Benishangul Gumuz**, to facilitate last-mile delivery to health facilities reporting chronic shortages.

Measles

Increase in the number of woredas with active measles outbreaks from **67** on 24 December 2023 to **71** on 28 January 2024. Most new measles cases are reported from Oromia (52%), Sidama (18%), Central (12%), and Southwest (7%) regions.

53% of measles cases are children under the age of 5, out of which 35% have not received any measles vaccination.

MOH with support from UNICEF and WHO conducted a reactive measles vaccination campaign in 58 prioritized woredas from 29 December 2023 to 7 January 2024, vaccinating 2,097,871 children aged 6 months to 10 years.

Medical Teams International (MTI) conducting MUAC screening campaign for arrivals from Sudan in Metema on their way to Kumer refugee site in Amhara (Source: MTI)



Health workers transporting measles vaccines by boat to cross the Didesa River in Kamashi zone, Benishangul Gumuz (Source: RHB/PHEM)



Reactive **measles** vaccination performance by region
29 December 2023-7 January 2024

Region	# Vaccinated	Coverage
Amhara	442,497	107%
Benishangul	6,968	46%
Gambella	83,542	105%
Oromia	873,663	105%
Sidama	384,818	107%
Somali	53,916	97%
South Ethiopia	83,441	99%
SWEPR	169,026	104%
Total	2,097,871	105%

Variation in cumulative **measles** cases and deaths reported between
1 January 2023 and 28 January 2024

	29-Oct	26-Nov	24-Dec	28-Jan
Cases	20,782	25,104	30,389	37,586
% ↑	24%	21%	21%	24%
Deaths	159	195	233	285
% ↑↓	25%	23%	20%*	22%
CFR	0.77%	0.78%	0.77%	0.76%

* Correction from December 2023 Health Cluster Bulletin

Variation in cumulative **malaria** cases and deaths reported between
1 January 2023 and 28 January 2024

	26-Nov	24-Dec	31-Dec	28-Jan
Cases	3,241,862	3,705,401	4,189,937	4,518,818
% ↑	13%	14%	13%	8%
Deaths			527	611
% ↑				16%
CFR			0.01%	0.01%

Malaria

Increase in the number of woredas reporting at least one confirmed malaria case from **1,053** on 24 December 2023 to **1,392** on 28 January 2024. During 2023, over 4.1M malaria cases including 527 deaths were reported, with 328,881 new cases including 84 deaths between 1 and 28 January 2024. Most new malaria cases are reported from Oromia (35%), followed by Amhara (21%), and Southwest (12%).

With the continuing surge in malaria cases, health partners are intensifying resource mobilization efforts to strengthen support for malaria prevention and treatment interventions, as well as awareness raising among the broader population. The health cluster is expanding its network of partners towards local NGOs and Civil Society Organisations to ensure better access for last-mile delivery of supplies to difficult-to-reach locations.

Cholera

Decrease in the number of woredas with active cholera outbreaks from **65** on 26 December 2023 to **47** on 30 January 2024. Currently **11** woredas are reporting active cholera cases.

A new surge of cases is reported from Somali region, with a re-emergence of cholera cases in 5 woredas, 4 in Somali and 1 in Oromia. Lack of access to safe drinking water and open defecation are main reasons for re-emergence of cholera.

Variation in cumulative **cholera** cases and deaths reported between
27 August 2022 up to 30 January 2024

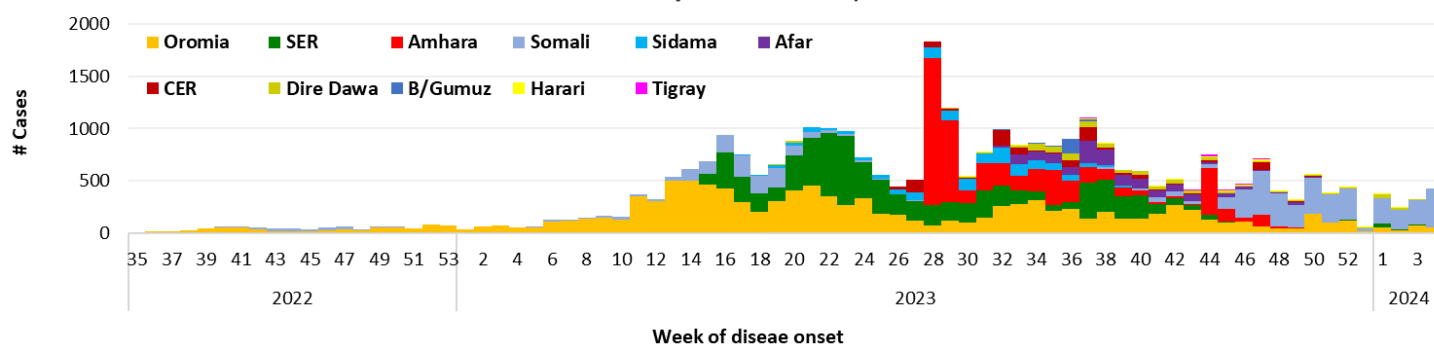
	1-Nov	29-Nov	26-Dec	30-Jan
Cases	26,398	28,333	30,334	32,548
% ↑	6%	7%	7%	7%
Deaths	362	404	449	468
% ↑	11%	12%	11%	4%
CFR	1.37%	1.43%	1.48%	1.44%

As of 30 January 2024, **47 cholera patients are admitted** in Cholera Treatment Centres (CTC): 25 in Somali and 19 in Oromia. MSF Holland is commended for its successful support to controlling the cholera outbreak in Somali's capital Jijiga.

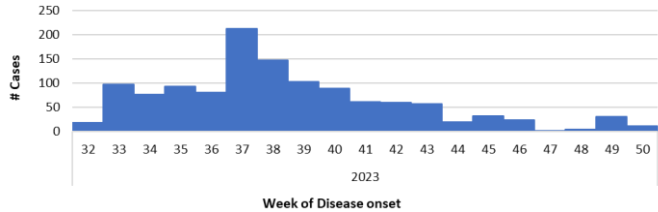
The health cluster is requesting partners to strengthen risk communication and community engagement efforts to increase awareness of cholera among the broader population. Efforts are ongoing through the humanitarian-development nexus to strengthen advocacy for urgently needed durable investments in water supply and sanitation systems.

For more details, please see EPHI's interactive cholera situation report [here](#)

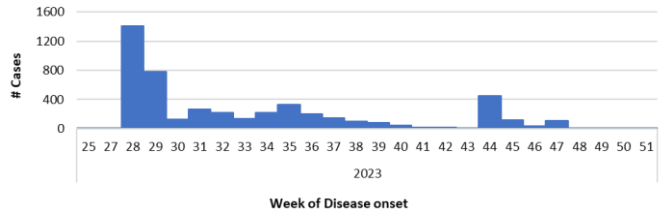
Distribution of cholera cases by week of disease onset and region
Ethiopia 29 January 2024



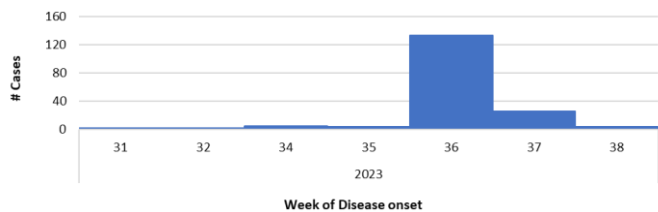
Distribution of cholera cases by week of onset
Afar 29 January 2024



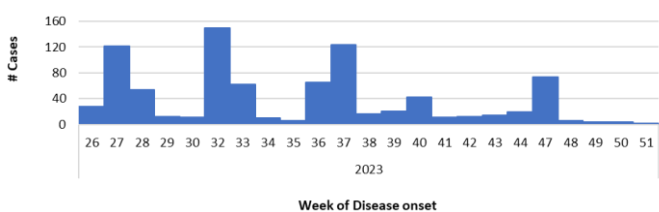
Distribution of cholera cases by week of onset
Amhara 29 January 2024



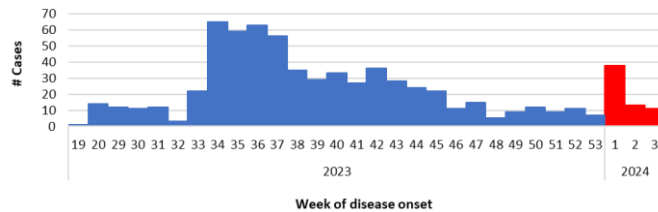
Distribution of cholera cases by week of onset
Benishangul Gumuz 29 January 2024



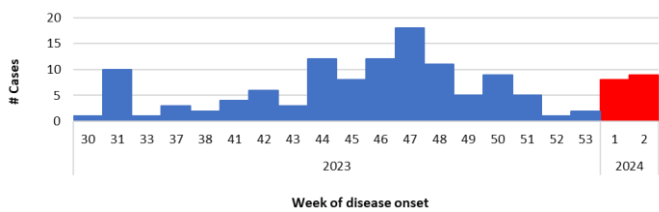
Distribution of cholera cases by week of onset
Central Ethiopia 29 January 2024



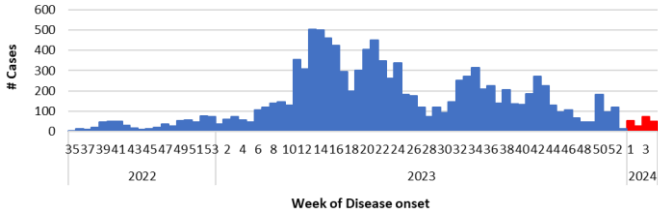
Distribution of cholera cases by week of onset
Dire Dawa 29 January 2024



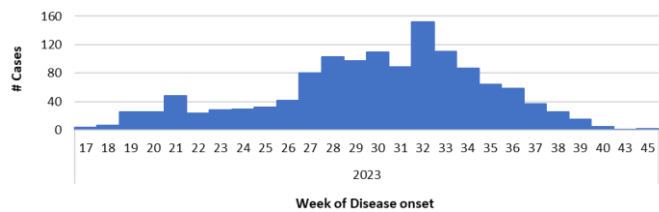
Distribution of cholera cases by week of onset
Harari 29 January 2024



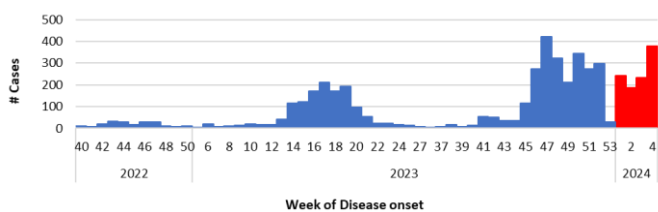
Distribution of cholera cases by week of onset
Oromia 29 January 2024



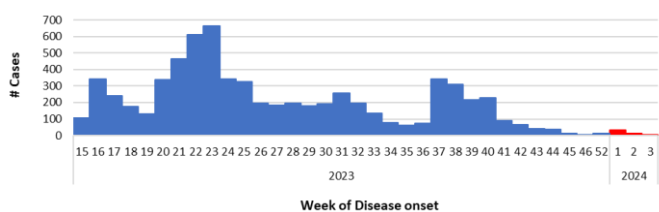
Distribution of cholera cases by week of onset
Sidama 29 January 2024



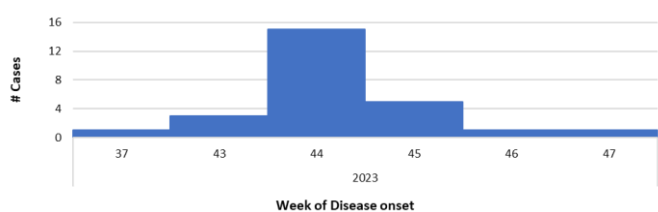
Distribution of cholera cases by week of onset
Somali 29 January 2024



Distribution of cholera cases by week of onset
South Ethiopia 29 January 2024



Distribution of cholera cases by week of onset
Tigray 29 January 2024

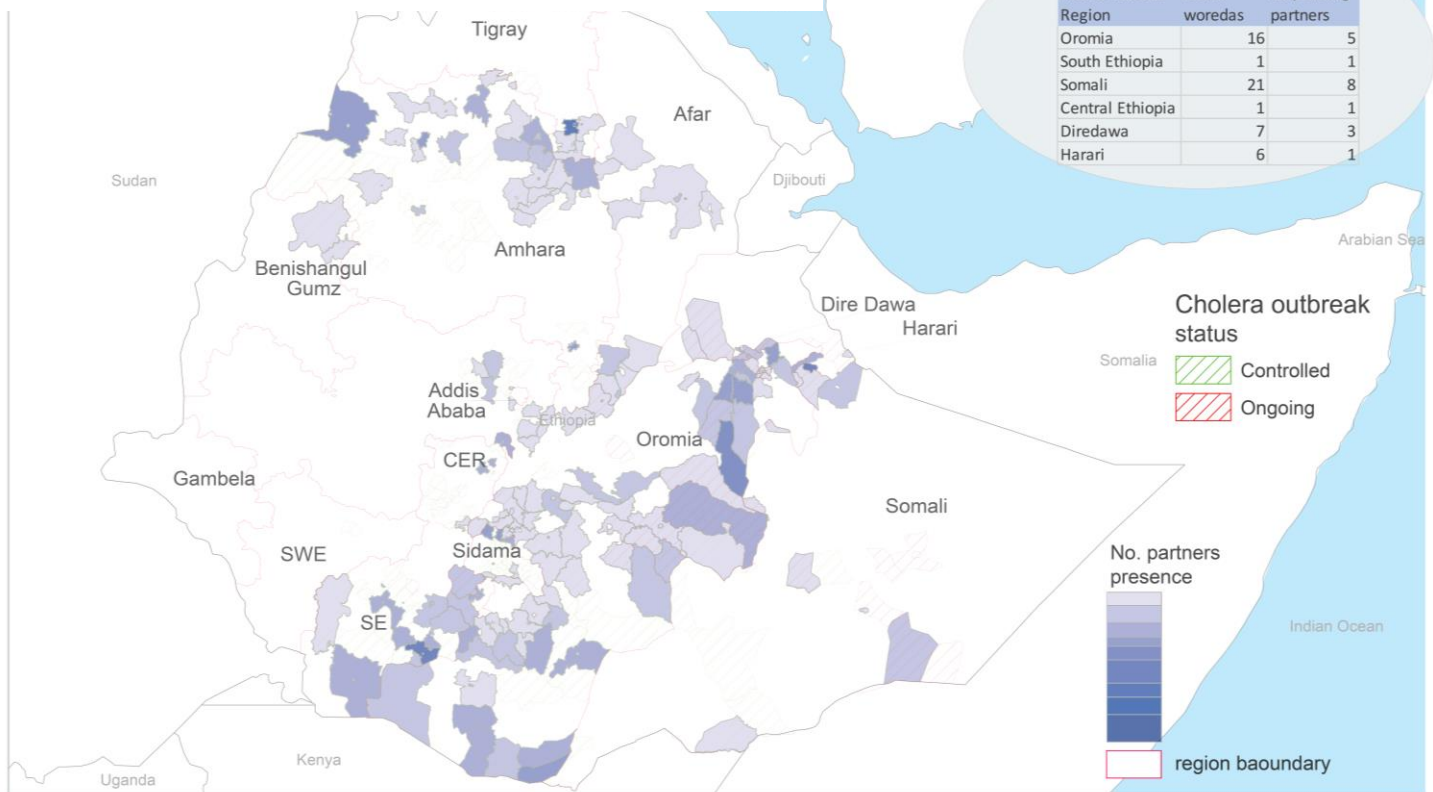


Health Extension Workers from Médecins du Monde (MDM) conducting health education in various health posts in Axum, Tigray



Partner presence in cholera affected woredas

1 February 2024



Region	Zone	woreda	No. of cholera cases	Cases status	Responding partners	Intervention	Donor	No. of partners
Oromia	Arsi	Golocha	193	Ongoing				
		Berebere	321	Ongoing	WHO	Supplies, Technical support		1
		Goro (Bale)	609	Ongoing	WHO	Supplies, Technical support		1
	Bale	Sinana	19	Ongoing	WHO	Supplies, Technical support		1
		Dawe Ketchen	146	Ongoing	MCMDO, WHO	Supplies, Technical support		2
		Dawe Serer	16	Ongoing				
	East Bale	Ginir	263	Ongoing	WHO	Supplies, Technical support		1
		Lege Hida	30	Ongoing	WHO	Supplies, Technical support		1
		Seweyna	251	Ongoing	WHO, MCMDO, IRC	Supplies, Technical support and Logistic support		3
	East Hararge	Golo Oda	119	Ongoing	ACF, WHO	Supplies, Technical support and Logistic support		2
		Maya town	233	Ongoing	WHO	Supplies, Technical support		1
	East Shewa	Fentale	156	Ongoing	WHO	Supplies, Technical support		1
		Arsi Negele	42	Ongoing	WHO	Supplies, Technical support		1
	West Arsi	Shashemene town	80	Ongoing	WHO	Supplies, Technical support		1
		Abaya	370	Ongoing	GOAL Et, WHO	Supplies, Technical support and Logistic support	BHA	2
	West Hararge	Tulo (OR)	19	Ongoing	WHO	Supplies, Technical support		1

Region	Zone	Woreda	No. of cholera cases	Cases Status	Responding partner	Intervention	Donor	No. of partners
South Ethiopia	Gamo	Daramalo	61	Ongoing	WHO		ECHO	1

Region	Zone	Woreda	No. of cholera cases	Cases Status	Responding partner	Intervention	Donor	No. of partners
Dire Dawa	Dire Dawa rural	Biyoawale	26	Ongoing	IMCMTI, WHO		ECHO	3
		Jeldessa	42	Ongoing	IMCMTI, WHO		ECHO	3
		Wahil	18	Ongoing	IMCMTI, WHO		ECHO	3
	Dire Dawa urban	Addis Ketema (DD)	77	Ongoing	IMCMTI, WHO		ECHO	3
		Gende Kore	8	Ongoing	WHO		ECHO	1
		Legehare	435	Ongoing	IMCMTI, WHO		ECHO	3
		Sabian	35	Ongoing	IMCMTI, WHO		ECHO	3

Region	Zone	Woreda	No. of cholera cases	Cases Status	Responding partner	Intervention	Donor	No. of partners
Somali	Alder	Raso	226	Ongoing				
		Lagahida	232	Ongoing	WHO	supplies and technical support		1
	Erer	Aw-Bare	181	Ongoing				
		Babile (SM)	21	Ongoing	WHO	supplies and technical support		1
	Fafan	Gursum (SM)	30	Ongoing	WHO	supplies and technical support		1
		Jigiga town	796	Ongoing	WHO, MSF, IOM, UNICEF, SO, ICRC	Supplies, technical, logistics supports		6
		Shabeeley	19	Ongoing	WHO	supplies and technical support		1
		Tulliguled	16	Ongoing	WHO, IOM, MDM	Supplies, technical, logistics supports		3
	Koraha	Kebridehar	2	Ongoing				
		Kebridehar town	220	Ongoing				
		Lashankayre	1	Ongoing				
	Shabelle	Aba-Korow	75	Ongoing	WHO	supplies and technical support		1
		Gode	3	Ongoing				
		Godey town	2	Ongoing	WHO			1
	Siti	Kelafo	557	Ongoing	WHO, SO	Supplies, technical, logistics supports		2
		Mustahil	48	Ongoing				
		Erer (SM)	568	Ongoing	WHO	supplies and technical support		1
		Gota-Biki	184	Ongoing	WHO	supplies and technical support		1

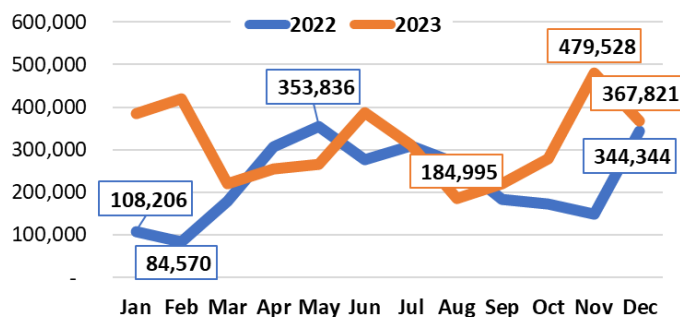
Region	Zone	Woreda	No. of cholera cases	Cases Status	Responding partner	Intervention	Donor	No. of partners
Central Ethiopia	Siltie	Tora town	12	Ongoing	WHO			1

Region	Zone	Woreda	No. of cholera cases	Cases Status	Responding partner	Intervention	Donor	No. of partners
Harari	Harari	Amir Nur	11	Ongoing	WHO			1
		Dire Teyara	9	Ongoing	WHO			1
		Erer (HR)	13	Ongoing	WHO			1
		Hakim	11	Ongoing	WHO			1
		Jinela	15	Ongoing	WHO			1
		Sofo	66	Ongoing	WHO			1

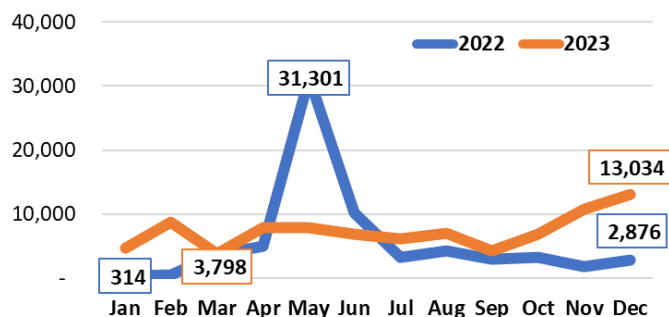
Service Delivery

The tables below show the trend of the key indicators for the health cluster between January 2022 and December 2023, which are monitored and constantly updated on the [health cluster dashboard](#).

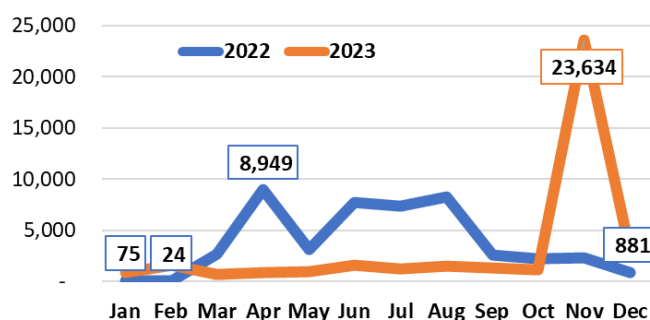
of OPD consultations



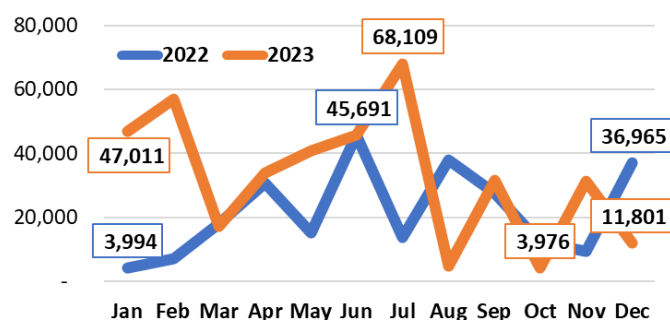
of normal deliveries attended by skilled birth attendants



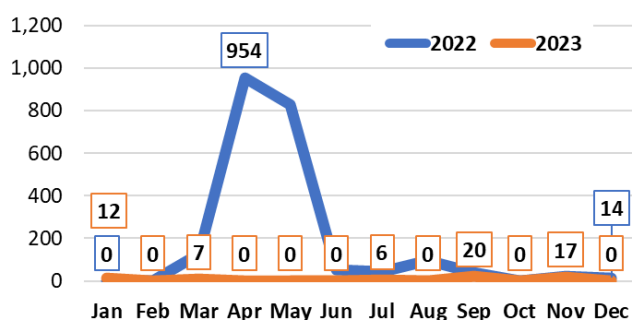
of emergency referrals



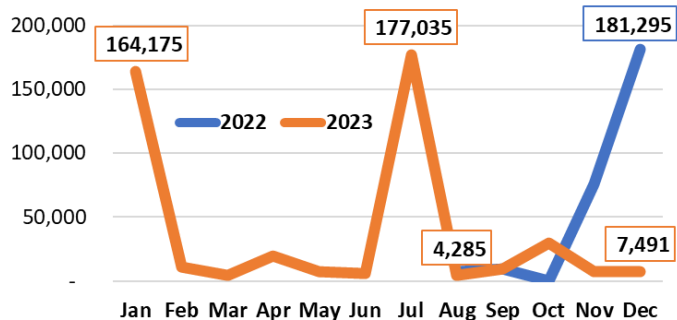
of individuals receiving MHPSS*



of eligible survivors of rape receiving PEP**



of children 6 months-15 years receiving emergency measles vaccination***



* MHPSS: mental health and psychosocial support

** PEP: post-exposure prophylaxis within 72 hours of an incident or from exposure, and emergency contraception within 120 hours of an incident or from exposure


*** Data available since August 2022

Challenges

- **Focus on short-term solutions for disease outbreaks is pressing partners to reallocate scarce resources to response instead of preparedness and prevention, aimed at addressing root causes of outbreaks**
- **Ongoing insecurity** in Amhara, Benishangul Gumuz, Western Oromia, and Tigray is impeding the delivery of basic health services including immunization, distribution of bednets, surveillance and transport of samples for laboratory confirmation, resulting in increased risk of undetected disease outbreaks.
- Expected 50% decrease in donor funding for 2024 compared to 2023

Ethiopia: Health | ReliefWeb Response

Based on recommendations from partners, the health cluster updated the Health Cluster Reliefweb site with all relevant documents



Next steps

- Working with Logistics Cluster and OCHA's Humanitarian Access Unit to facilitate last-mile delivery of essential medical supplies in conflict-affected areas
- Finalizing **2024-2025 Health Cluster Strategy** and **Health Cluster Preparedness and Response Plan** to be shared with health partners for inputs
- EPHI developed **Stop Cholera Together!** plan to be launched at a high-level advocacy meeting on 15 February 2024
- Working with **Humanity & Inclusion** to organise sessions for health cluster partners to improve inclusion of most vulnerable groups in health interventions
- Updating map with health partners' support with rehabilitation and repair of health facilities
- Initiating roll out of High Priority Health Services for Humanitarian Response (**H3 Package**) to promote **Universal Health Coverage** in Ethiopia

Health Cluster Donors

Ethiopia Humanitarian Fund (EHF), European Civil Protection and Humanitarian Aid Operations (ECHO), European Union (EU), Global Alliance for Vaccines and Immunisation (Gavi), Italian Government, Japan Government, Korea International Cooperation Agency (KOICA), the United Kingdom's Foreign, Commonwealth and Development Office (FCDO), the United States Centers for Disease Control and Prevention (CDC), and the United States Agency for International Development (USAID)'s Bureau for Humanitarian Assistance (BHA).

Save the Children cleaned the compounds of Nebelet, Feresmay, and Adihedem health centres in Axum, Tigray to ensure a clean and safe environment

